




cryo



Controllers For Refrigeration Industry

MULTISPAN




Electronic Assembly
Fully Integrated SMT Line



Plastic Enclosure Manufacturing
In-house Injection Moulding




Testing & Quality Control



Reliability Laboratory





CC 510

Cooling Controller (10A Compressor Output)

Model

MODEL	CC-510
Dimension (HxWxD) mm	37 x 78 x 70
Panel Cutout (HxD) mm	30 x 71

Display Indication

Display	3 digit, 0.56", 7 Segment RED/WHITE Display Relay Output Status Indication
---------	--

Input

Sensor	NTC Sensor
Resolution	0.1°C / 1°C
Accuracy	± 1% FSD (Full Scale Defection)

Output

Relay Output	1C/O (NO-C-NC)
--------------	----------------

Specification

Control Action	ON-OFF
Hysteresis	0.1 to 20.0°C
Offset Adjustment	-9.0 to +9.0°C
Relay Delay Time	0 to 999 min
Relay Mode	Cool or Heat
Defrost time	1 to 999 min
Defrost Frequency	1 to 999 Hour

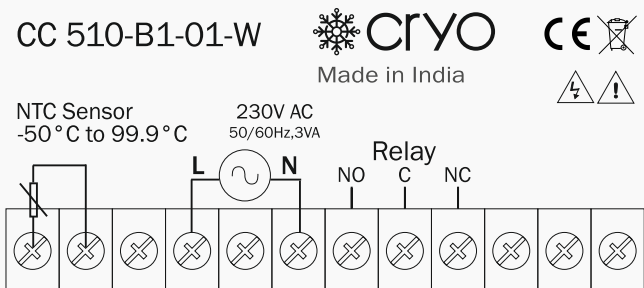
Specification for NTC Sensor


Thermistor Range	-50 to 99.9°C
Nominal Resistance	10K Ohms

Auxiliary Supply

Supply Voltage	230V AC, 50/60 Hz/24V DC/12V DC (Factory set)
Power Consumption	3VA Max @230V AC

Terminal Diagram





CC 520

Cooling Controller (20A Compressor Output)

Model

MODEL	CC-520
Dimension (HxWxD) mm	37 x 78 x 78
Panel Cutout (HxD) mm	30 x 71

Display Indication

Display	3 digit, 0.56", 7 Segment RED/WHITE Display Relay Output Status Indication
---------	--

Input

Sensor	NTC Sensor
Resolution	0.1°C / 1°C
Accuracy	± 1% FSD (Full Scale Defection)

Output

Relay Output	1C/O (NO-C)
--------------	-------------

Specification

Control Action	ON-OFF
Hysteresis	0.1 to 20.0°C
Offset Adjustment	-9.0 to +9.0°C
Relay Delay Time	0 to 999 min
Relay Mode	Cool or Heat
Defrost time	1 to 999 min
Defrost Frequency	1 to 999 Hour

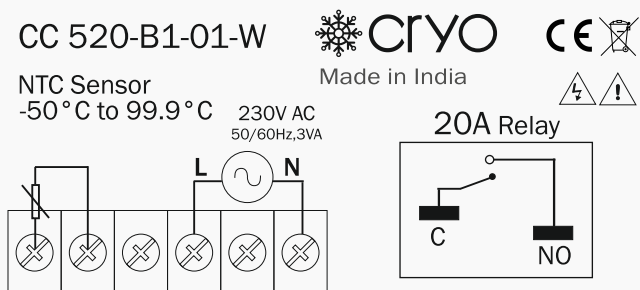
Specification for NTC Sensor

Thermistor Range	-50 to 99.9°C
Nominal Resistance	10K Ohms

Auxiliary Supply

Supply Voltage	230V AC, 50/60 Hz/24V DC/12V DC (Factory set)
Power Consumption	3VA Max @230V AC

Terminal Diagram





CC 512

Cooling Controller 1 Compressor Output (10A) + Alarm (10A)

Model

MODEL	CC-512
Dimension (HxWxD) mm	37 x 78 x 70
Panel Cutout (HxD) mm	30 x 71

Display Indication

Display	3 digit, 0.62", 7 Segment RED/WHITE Display 1st & 2nd Relay Output Status Indication
---------	---

Input

Sensor	NTC Sensor
Resolution	0.1°C / 1°C
Accuracy	± 1% FSD (Full Scale Defection)

Output

Relay Output	1st Relay For Compressor (NO-C-NC) & 2nd Relay For Alarm (NO-C-NC)
--------------	---

Specification

Control Action	ON-OFF
Hysteresis	0.1 to 20.0°C
Offset Adjustment	-9.0 to +9.0°C
Relay Mode	Cool or Heat
Compressor Delay Time	0 to 999 min

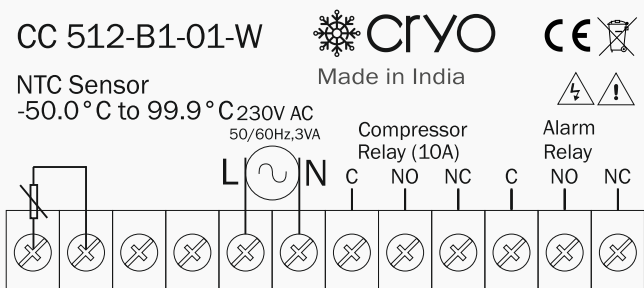
Specification for NTC Sensor

Thermistor Range	-50.0 to 99.9°C/ -58.0 to 212°F
Nominal Resistance	10K Ohms

Auxiliary Supply

Supply Voltage	230V AC, 50/60 Hz/24V DC/12V DC (Factory set)
Power Consumption	3VA Max @230V AC

Terminal Diagram





WITH EXTERNAL
BUZZER

CC 515

Cooling Controller
1 Compressor Output (10A)
+ Buzzer (12V DC)

Model

MODEL	CC-515
Dimension (HxWxD) mm	37 x 78 x 70
Panel Cutout (HxD) mm	30 x 71

Display Indication

Display	3 digit, 0.62", 7 Segment RED/WHITE Display 1st & 2nd Relay Output Status Indication
---------	---

Input

Sensor	NTC Sensor
Resolution	0.1°C / 1°C
Accuracy	± 1% FSD (Full Scale Defection)

Output

Output	1st Relay For Compressor (NO-C-NC) & 2nd Output For Buzzer
--------	--

Specification

Control Action	ON-OFF
Hysteresis	0.1 to 20.0°C
Offset Adjustment	-9.0 to +9.0°C
Relay Mode	Cool or Heat
Compressor Delay Time	0 to 999 min

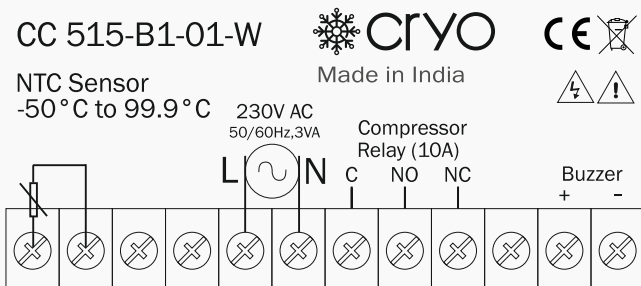
Specification for NTC Sensor

Thermistor Range	-50.0 to 99.9°C/ -58.0 to 212°F
Nominal Resistance	10K Ohms

Auxiliary Supply

Supply Voltage	230V AC, 50/60 Hz/24V DC/12V DC (Factory set)
Power Consumption	3VA Max @230V AC

Terminal Diagram





CC 522

Cooling Controller 1 Compressor Output (20A) + Alarm (5A)

Model

MODEL	CC-522
Dimension (HxWxD) mm	37 x 78 x 70
Panel Cutout (HxD) mm	30 x 71

Display Indication

Display	3 digit, 0.62", 7 Segment RED/WHITE Display 1st & 2nd Relay Output Status Indication
---------	---

Input

Sensor	NTC Sensor
Resolution	0.1 °C / 1 °C
Accuracy	± 1% FSD (Full Scale Defection)

Output

Relay Output	1st Relay For Compressor (NO-C) & 2nd Relay For Alarm (NO-C-NC)
--------------	--

Specification

Control Action	ON-OFF
Hysteresis	0.1 to 20.0 °C
Offset Adjustment	-9.0 to +9.0 °C
Relay Mode	Cool or Heat
Compressor Delay Time	0 to 999 min

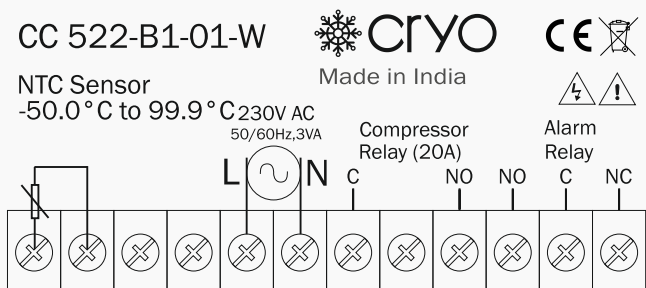
Specification for NTC Sensor

Thermistor Range	-50.0 to 99.9 °C/ -58.0 to 212 °F
Nominal Resistance	10K Ohms

Auxiliary Supply

Supply Voltage	230V AC, 50/60 Hz/24V DC/12V DC (Factory set)
Power Consumption	3VA Max @230V AC

Terminal Diagram





WITH EXTERNAL
BUZZER

CC 525

Cooling Controller
1 Compressor Output (20A)
+ Buzzer (12V DC)

Model

MODEL	CC-525
Dimension (HxWxD) mm	37 x 78 x 70
Panel Cutout (HxD) mm	30 x 71

Display Indication

Display	3 digit, 0.62", 7 Segment RED/WHITE Display 1st & 2nd Relay Output Status Indication
---------	---

Input

Sensor	NTC Sensor
Resolution	0.1°C / 1°C
Accuracy	± 1% FSD (Full Scale Defection)

Output

Output	1st Relay For Compressor (NO-C) & 2nd Output For Buzzer
--------	---

Specification

Control Action	ON-OFF
Hysteresis	0.1 to 20.0°C
Offset Adjustment	-9.0 to +9.0°C
Relay Mode	Cool or Heat
Compressor Delay Time	0 to 999 min

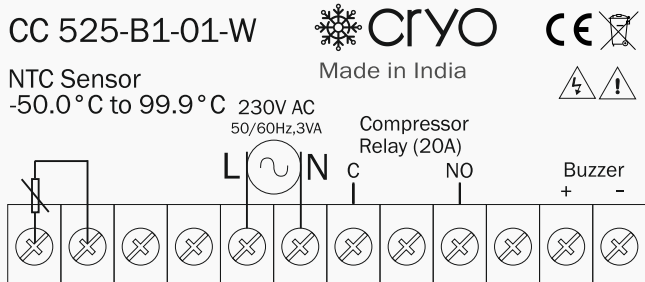
Specification for NTC Sensor

Thermistor Range	-50.0 to 99.9°C/ -58.0 to 212°F
Nominal Resistance	10K Ohms

Auxiliary Supply

Supply Voltage	230V AC, 50/60 Hz/24V DC/12V DC (Factory set)
Power Consumption	3VA Max @230V AC

Terminal Diagram





CC 521

Cooling Controller 1 Compressor Output (10A) + Heater for Defrost (10A)

Model

MODEL	CC-521
Dimension (HxWxD) mm	37 x 78 x 70
Panel Cutout (HxD) mm	30 x 71

Display Indication

Display	3 digit, 0.62", 7 Segment RED/WHITE Display 1st & 2nd Relay Output Status Indication
---------	---

Input

Sensor	NTC Sensor
Resolution	0.1°C / 1°C
Accuracy	± 1% FSD (Full Scale Defection)

Output

Relay Output	1st Relay For Compressor (NO-C-NC) & 2nd Relay For Heater (NO-C-NC)
--------------	--

Specification

Control Action	ON-OFF
Hysteresis	0.1 to 20.0°C
Offset Adjustment	-9.0 to +9.0°C
Compressor Delay Time	0 to 999 min
Defrost time	1 to 99 minute/Second
Defrost Frequency	1 to 99 Hour/Minute

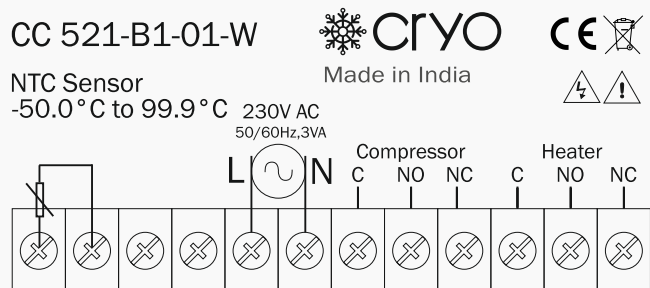
Specification for NTC Sensor

Thermistor Range	-50.0 to 99.9°C/ -58.0 to 212°F
Nominal Resistance	10K Ohms

Auxiliary Supply

Supply Voltage	230V AC, 50/60 Hz/24V DC/12V DC (Factory set)
Power Consumption	3VA Max @230V AC

Terminal Diagram





CC 552

Cooling Controller 2 Compressor Output (10A+10A)

Model

MODEL	CC-552
Dimension (HxWxD) mm	37 x 78 x 70
Panel Cutout (HxD) mm	30 x 71

Display Indication

Display	3 digit, 0.62", 7 Segment RED/WHITE Display 1st & 2nd Relay Output Status Indication
---------	---

Input

Sensor	NTC Sensor
Resolution	0.1°C / 1°C
Accuracy	± 1% FSD (Full Scale Defection)

Output

Relay Output	2 Relay For Compressor (NO-C-NC)
--------------	-------------------------------------

Auxiliary Supply

Supply Voltage	230V AC, 50/60 Hz/ 24V DC/12V DC (Factory set)
Power Consumption	3VA Max@230V AC

Specification

Control Action	ON-OFF
Hysteresis	0.1 to 20.0°C
Offset Adjustment	-9.0 to +9.0°C
Relay Mode	Cool

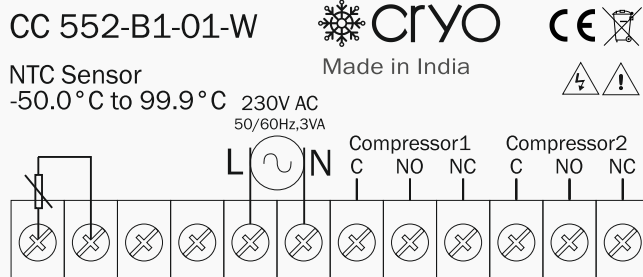
Time Parameter

- Relay Delay Time 0 to 20 min
- Time duration after which 2nd compressor will be SWITCHED ON so it can contribute to achieving the required setpoint. Here both compressors will be ON 0 to 30 min
- Minimum delay time between SWITCH OFF of each compressor , so both compressors never stay off simultaneously 0 to 15 Sec
- Setting of Time duration during which compressor overloading is to be avoided 0 to 12 Hour

Specification for NTC Sensor

Thermistor Range	-50.0 to 99.9°C/ -58.0 to 212°F
Nominal Resistance	10K Ohms

Terminal Diagram





CC 548

Cooling Controller 1 Compressor Output (20A) + Alarm (5A)

Model

MODEL	CC-548
Dimension (HxWxD) mm	37 x 78 x 70
Panel Cutout (HxD) mm	30 x 71

Display Indication

Display	3 digit, 0.62", 7 Segment RED/WHITE Display 1st & 2nd Relay Output Status Indication
---------	---

Input

Sensor	NTC Sensor
Resolution	0.1°C / 1°C
Accuracy	± 1% FSD (Full Scale Defection)
Digital Input	Enable / Disable

Output

Relay Output	1st Relay For Compressor (NO-C) & 2nd Relay For Alarm (NO-C-NC)
--------------	--

Specification

Control Action	ON-OFF
Hysteresis	0.1 to 20.0°C
Offset Adjustment	-9.0 to +9.0°C
Compressor Delay Time	0 to 999 min
Alarm Delay Time	0 to 99 min
Alarm On Time	0 to 999 Sec

Specification for NTC Sensor

Thermistor Range	-50.0 to 99.9°C/ -58.0 to 212°F
Nominal Resistance	10K Ohms

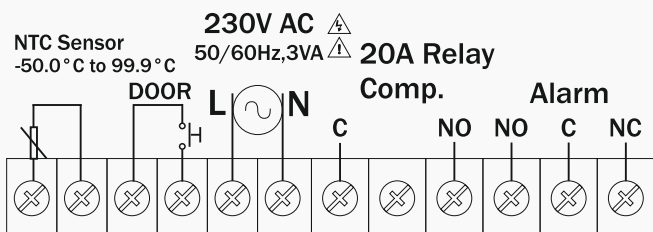
Auxiliary Supply

Supply Voltage	230V AC, 50/60 Hz/24V DC/12V DC (Factory set)
Power Consumption	3VA Max @230V AC

Terminal Diagram

CC 548-B1-01

CE 
Made in India





CC 524

Cooling Controller
1 Compressor Output (10A)
+ 2 Fan Output (10A),
+ 3 Defrost Output (10A)

Model

MODEL	CC-524
Dimension (HxWxD) mm	37 x 78 x 70
Panel Cutout (HxD) mm	30 x 71

Display Indication

Display 3 digit, 0.62",
 7 Segment RED/WHITE Display
 1st & 2nd Relay Output Status
 Indication

Input

Sensor 2 NTC Sensor
 Resolution 0.1 °C / 1 °C
 Accuracy ± 1% FSD (Full Scale Defection)
 Digital Input Enable / Disable

Output

Relay Output 1st Relay For Compressor
 (NO-C-NC)
 2nd Relay For Fan
 (NO-C)
 3rd Relay For Defrost
 (NO-C)

Specification

Control Action	ON-OFF
Hysteresis	0.1 to 20.0 °C
1st & 2nd Sensor Output Adjustment	-9.0 to +9.0 °C
Defrost Frequency	1 to 31 hour
Defrost Time	0 to 99 min
Fan Restart Time	0 to 20 min

Specification for NTC Sensor

Thermistor Range	-50.0 to 99.9 °C/ -58.0 to 212 °F
Nominal Resistance	10K Ohms

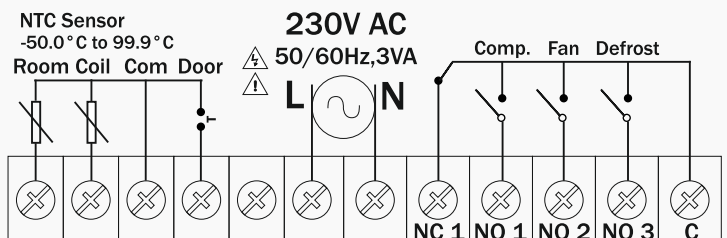
Auxiliary Supply

Supply Voltage	230V AC, 50/60 Hz/24V DC/12V DC (Factory set)
Power Consumption	3VA Max @230V AC

Terminal Diagram

CC 524-B1-01

CE 
 Made in India





MHC 512

Humidity Controller (10A+10A)

Model

MODEL	MHC-512
Dimension (HxWxD) mm	37 x 78 x 70
Panel Cutout (mm)	30 x 71

Display Indication

Display	3 digit, 0.62", 7 Segment RED/WHITE Display 2 Relay Output Status Indication
----------------	--

Input

Sensor	(RH-85 or RH-100) Humidity Sensor Factory Set
Resolution	0.1% RH
Range	0 to 100% (Subject to Type of Sensor)
Accuracy	± 1% FSD (Full Scale Deflection) (Actual Accuracy will depend on Specified Accuracy of Selected Sensor)

Output

Relay Output	2 Nos (1st Relay For Humidification or Dehumidification & 2nd Relay For Alarm)
---------------------	---

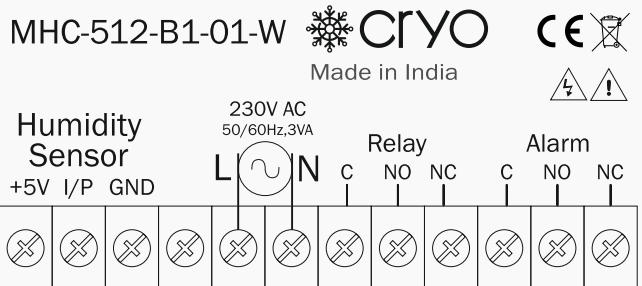
Specification

Control Action	ON-OFF
Hysteresis	0.1 to 20.0°C
Offset Adjustment	-9.0 to +9.0°C
Alarm Output	High/Low Alarm

Auxiliary Supply

Supply Voltage	230V AC, 50/60 Hz/24V DC/12V DC (Factory set)
Power Consumption	3VA Max@230V AC

Terminal Diagram





TC 510

Temperature Controller

Model

MODEL	TC-510
Dimension (HxWxD) mm	37 x 78 x 71
Panel Cutout (HxD) mm	30 x 71

Output

Relay Output	1C/O (NO-C-NC) 10A, 230V AC/28V DC
SSR Output	12V DC, 30mA DC On-Off Condition

Display Indication

Display	3 digit, 0.62", 7 Segment RED/WHITE Display Relay Output Status Indication
---------	--

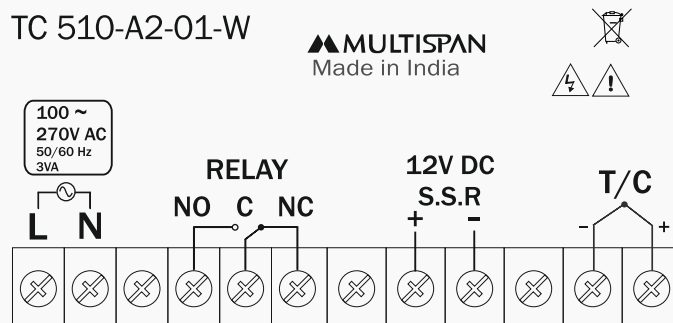
Auxiliary Supply

Supply Voltage	100 to 270V AC, 50/60Hz
Power Consumption	3VA Max @230V AC

Input & Range Specification

Sensor	J, K, or PT-100/3W, PT.1
Range	J : 0 to 600 °C K : 0 to 999 °C PT : -50 to 400 °C PT.1 : -50.0 to 99.9 °C
Control Action	PID / ON-OFF
Relay Mode For PT-100, PT.1	Heating, Cooling
Resolution	0.1 °C / 1 °C
Accuracy	± 1% FSD (Full Scale Defection)

Terminal Diagram



Din Rail Analog Timers

22 Timer Series



Model	DT Series ON-OFF Delay Timer
Dimension (HxWxD)mm	90 x 22.5 x 72
Mounting	Din Rail Mounting
INPUT Range	0 to 10 Sec (For DT-10S) 0 to 30 Sec (For DT-30S) 0 to 60 Sec (For DT-60S) 0 to 15 Min (For DT-15M) 0 to 30 Min (For DT-30M)
OUTPUT	1 Relay 1C/O, 5A 230V AC (Resistive Load)
POWER SUPPLY	230V AC \pm 20%, 50Hz / 24V DC / 415V AC (Factory Set)

Model	DI-22 Multi Range ON-OFF Delay Timer
Dimension (HxWxD)mm	90 x 22.5 x 72
Mounting	Din Rail Mounting
INPUT Range	0.1 Sec to 10 Sec / Min / Hour
OUTPUT	1 Relay 1C/O 5A, 230V AC (Resistive Load)
POWER SUPPLY	230V AC \pm 20%, 50Hz & 24V AC/DC



Model	DI-22U ON-OFF Delay Timer (Universal Supply)
Dimension (HxWxD)mm	90 x 22.5 x 72
Mounting	Din Rail Mounting
INPUT Range	0.1 Sec to 10 Sec / Min / Hour
OUTPUT	1 Relay 2C/O 5A, 230V AC (Resistive Load)
POWER SUPPLY	12V to 240V DC & 20V to 240V AC, 50/60Hz



Water Level Controller

WLC
2 TANK



Model	WLC 35
Dimension (HxWxD)mm	90 X 35 X 62.5
Mounting	Din Rail Mounting
INPUT	6 Nos Probes S-1 : Common, S-2 : Low, S-3 : High
OUTPUT	1 Relay 1C/O, 5A 230V AC (Resistive Load)
SENSITIVITY	1K to 1MΩ
TRIP DELAY	0 to 10 Second
POWER SUPPLY	100 to 270V AC, 50/60Hz

Model	WLC 22
Dimension (HxWxD)mm	90 x 22.5 x 72
Mounting	Din Rail Mounting
INPUT	3 Nos. Probs, S-1 : Common, S-2 : Low, S-3 : High
OUTPUT	1 Relay 1C/O 5A, 230V AC (Resistive Load)
SENSITIVITY	1 to 200 KΩ
TRIP DELAY	0.5 Sec (Approx)
POWER SUPPLY	100 to 270V AC, 50/60Hz

WLC
1 TANK



Overload Relay - Built in CT

DINRAIL
MOUNT



10-30A

10-60A

50-100A

30-60A

Model	OLR 50100
Dimension (HxWxD)mm	70 x 70.5 x 91
Mounting	Din Rail Mounting
INPUT	Input Current : 50A to 100A AC
OUTPUT	1 Relay 1C/O, 5A 230V AC (Resistive Load)
TRIPPING PARAMETER	Over Current SPP
POWER SUPPLY	230V AC, 50Hz

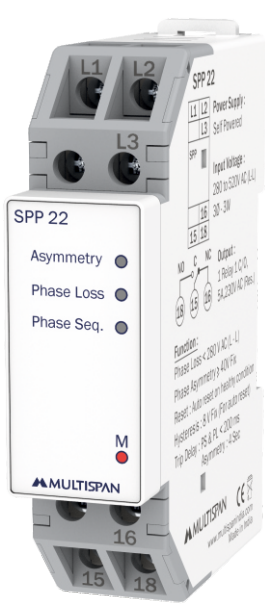
Din Rail Protection Relays

Voltage Protection Relay



Model	VPR-22U Voltage Protection Relay
Dimension (HxWxD)mm	90 x 22.5 x 72
Mounting	Din Rail Mounting
INPUT	Input Voltage : 280 to 520V AC (L-L), 3Ø3 Wire
OUTPUT	1 Relay, 5A, 230V AC (Resistive Load)
TRIPPING PARAMETER	Under Voltage Over Voltage Phase Asymmetry Phase Sequence Phase Loss
POWER SUPPLY	NO Power Supply to be given separately
Note	Power ON Delay Time & Trip Delay Time by using DIP switch

Model	SPP-22 / V22-RYB Single Phase Preventor
Dimension (HxWxD)mm	90 x 22.5 x 66.5 / 90 x 22.5 x 70.5
Mounting	Din Rail Mounting
INPUT	Input Voltage : 280 to 520V AC (L-L), 3Ø3 Wire
OUTPUT	1 Relay 5A, 230V AC (Resistive Load)
TRIPPING PARAMETER	Phase Asymmetry Phase Sequence Phase Loss
POWER SUPPLY	NO Power Supply to be given separately



Model	SVR-22U Single Phase Voltage Relay Universal Supply
Dimension (HxWxD)mm	90 x 22.5 x 72
Mounting	Din Rail Mounting
INPUT Voltage	160 to 300V AC (L-N), 1Ø-2W
Rated Voltage	230V AC (L-N)
OUTPUT	1 Relay 1C/O, 5A 230V AC Resistive Load
TRIPPING PARAMETER	Under Voltage Over Voltage
POWER SUPPLY	Self Powered
Note	Power ON Delay Time & Trip Delay Time by using DIP switch

Protection Relays

Voltage Protection Relay



Model	VMR-132			VMR-232			
Dimension (HxWxD)mm	96 x 96 x 43			72 x 72 x 45			
Panel Cutout mm	92 x 92			68 x 68			
INPUT	Voltage	50 to 520V AC (L-L), 30 to 300V AC (L-N)					
OUTPUT		1st Relay 5A, 230V AC (Resistive Load) 2nd Relay (Optional)			1st Relay 10A, 230V AC (Resistive Load) 2nd Relay (Optional)		
PARAMETER		Over Voltage	Over Frequency	Phase Loss	Asymmetry		
		Under Voltage	Under Frequency	Phase Sequence	Neutral Loss		
Supply	230V AC \pm 20%, 50Hz			50 to 520V AC, 50/60Hz			




Model	VPR-35	VPR-33	VR-3K	VR-3KN
Dimension (HxWxD)mm	90 x 35 x 61.5	90 x 35 x 61.5	90 X 35 X 62.5	90 X 35 X 62.5
Mounting	Din Rail Mounting			
INPUT	Signal	3Ø4 Wire / 3Ø3 Wire / 1Ø2 Wire	3Ø4 Wire / 3Ø3 Wire	3Ø3 Wire
	Voltage	30 to 300V AC (L-N), 50 to 520V AC (L-L)	160 to 300V AC (L-N), 280 to 520V AC (L-L)	280 to 520V AC (L-L)
OUTPUT		2 Relay (NO-C-NC) 230V AC (Resistive Load)		1 Relay 2C/O 5A, 230V AC (Resistive Load)
PARAMETER		Over Voltage Under Voltage Over Frequency Under Frequency Phase Loss Phase Sequence Asymmetry & Neutral Loss	Over Voltage Under Voltage Phase Asymmetry Phase Loss Phase Sequence	Over Voltage Under Voltage Phase Asymmetry Phase Loss Phase Sequence Neutral Loss
Accuracy	Class 1.0		Class 1.0	
Supply	100 to 270V AC (SMPS)		No Power Supply to be given Separately	

MOTOR PROTECTION RELAYS

125Amp

now with
3CT



MPD-192-A2-100

Motor Protection Relay

INPUT

Current & Voltage

CT

Upto 60Amp

3Ø-3W & 3Ø-4W

Selectable

Protection Parameters:

- Over Current
- Under Current
- Over Voltage
- Under Voltage
- Over Frequency
- Under Frequency
- Unbalance
- Short Circuit
- Single Phase Prevention
- Lock Rotor Point
- Phase Sequence
- Neutral Loss

Data Loggers

Temperature &
Process



Data Logging Facility
with Easy to download data in
Excel File

PC Interfacing Software
also available for both 8 & 16 Channel



Power Supplies




Model	Rated Power	Rating		Input	Efficiency
		Volt	Amp		
PS24-10A	240W	24V DC	10A	100 - 270V AC	>93%
PS24-6.5A	156W	24V DC	6.5A	100 - 270V AC	>90%
PS24-5A	120W	24V DC	5A	100 - 270V AC	>89%
PS48-2.5A	120W	48V DC	2.5A	100 - 270V AC	>89%
PS12-8A	96W	12V DC	8A	100 - 270V AC	>85%
PS24-2.5A	60W	24V DC	2.5A	100 - 270V AC	>89%
PS12-5A	60W	12V DC	5A	100 - 270V AC	>85%
PS15-5A	60W	15V DC	5A	100 - 270V AC	>86%
PS24-1.5A	36W	24V DC	1.5A	100 - 270V AC	>85%
PS24-1A	24W	24V DC	1A	100 - 270V AC	>85%
PS12-2A	24W	12V DC	2A	100 - 270V AC	>85%
PS24-0.83A	20W	24V DC	0.83A	110V AC/DC	>86%
PS12-1A	12W	12V DC	1A	100 - 270V AC	>85%
PS10-1A	10W	10V DC	1A	100 - 270V AC	>86%

Humidity & Temperature Controller



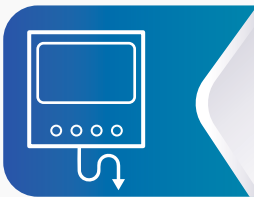
MHT-1202 & MHT-9044

Humidity & Temperature Controller



Input

Humidity & PT-100/3W



Output

1 Relay for Humidity
1 Relay for Temperature



RS 485 MODBUS

User-friendly & accurate solutions

Multispan is a leading company involved in the development and production of PID Temperature Controllers , Power & Energy Meters, Protection Relays, Timers & Counters as well as customised solutions for various industrial applications. As an owner-managed family business, we employ about 300+ staff with 75+ domestic channel sales partner network in India plus product distribution in 25+ countries.

With marked customer orientation, consistently high quality and vast innovation capability, Multispan develops specific solutions for many industries and applications

Our focus

Provide user-friendly accurate solutions in a way it makes a difference for every industry



Worldwide Presence



America & Oceania

Australia
Chile
Mexico

Africa

Botswana
Egypt
Kenya
Lebanon
Namibia
Nigeria
South Africa
Tunisia
Uganda

Asia

Bahrain
Indonesia
Iraq
Jordan
Kuwait
Malaysia
Maldives
Myanmar
Oman
Qatar
Saudi Arabia
Singapore
Syria
UAE
Vietnam



Multispan Control Instruments pvt ltd
72B Vatva GIDC phase 1 Ahmedabad GJ 382445 INDIA
marketing@multispanindia.com www.multispanindia.com

