



# SINGLE PHASE AMPERE METER

AV-24

## APPLICATIONS

Electrical Control Panel

---

Power Distribution

---

Instrumentation Panel

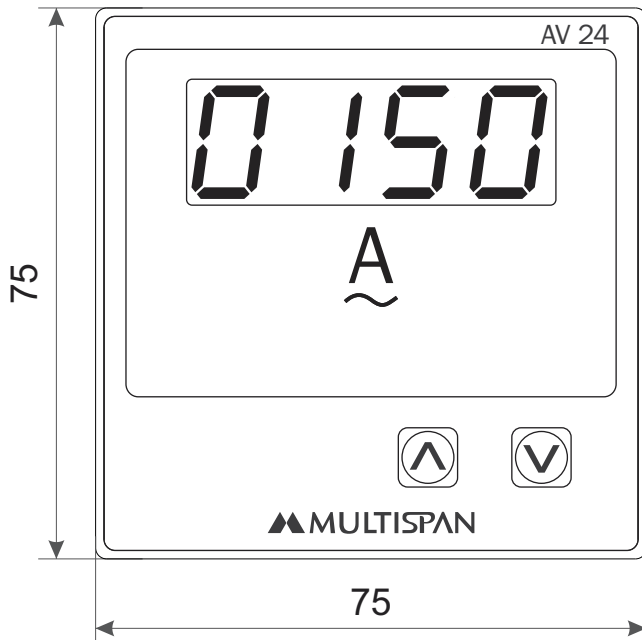
---

Transformer training

---

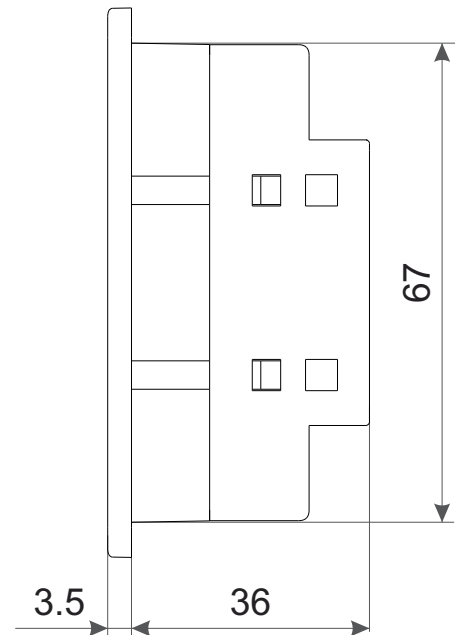
# Mechanical Dimensions

## Body Dimensions



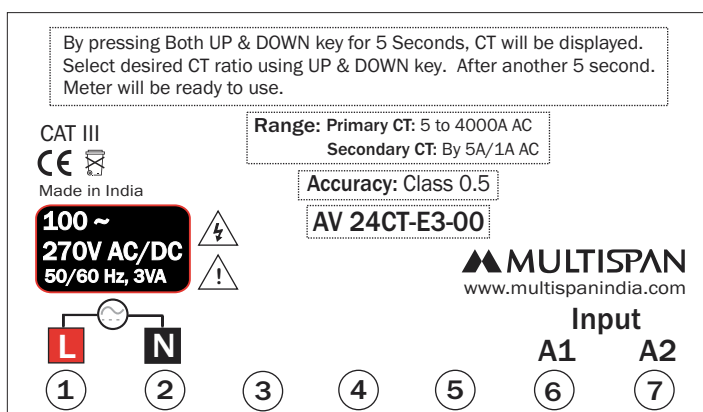
**FRONT VIEW**

All dimensions are in mm

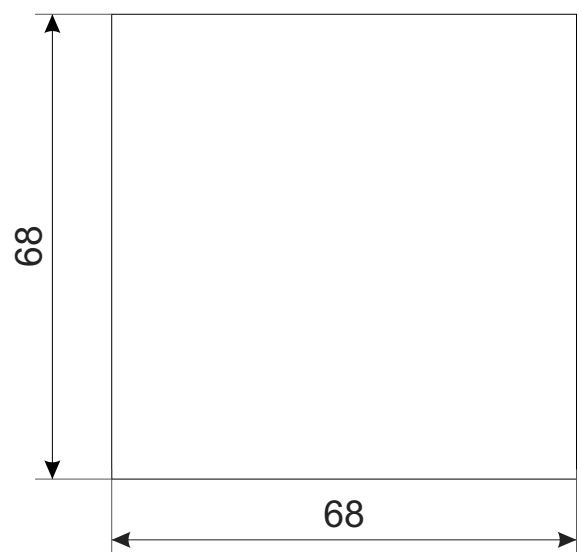


**RIGHT SIDE VIEW**


## Connection Diagram



## Panel Cutout



## TECHNICAL DATA

<b>Input</b>	<b>Ampere (AC)</b>	0.1 to 5A AC Direct
	<b>Primary CT</b>	5A to 4000A AC
<b>Accuracy</b>		Class 0.5
<b>Power Supply</b>		100 to 270V AC/DC ,50/60Hz
<b>Certification</b>		

Input	
<b>Primary CT</b>	5A to 4000A AC
<b>Secondary CT</b>	0.1 to 5A AC
<b>Burden</b>	<0.2VA
<b>Starting Current</b>	0.1A

Environmental Characteristics	
<b>Working Temperature</b>	0 to 55 °C
<b>Storage Temperature</b>	0 to 70 °C
<b>Relative Humidity</b>	95% RH Non-condensing

Auxiliary Power Supply	
<b>Standard</b>	100 to 270V AC/DC, 50/60Hz
<b>Consumption</b>	UP to 3VA

Display	
4 Digit 7 seg 0.56",RED LED Display	

Accuracy	
Class 0.5 (Standard)	

Mechanical Characteristics	
<b>Mounting Type</b>	Panel Mount
<b>Dimension (HxWxD) mm</b>	75 x 75 x 36
<b>Panel Cutout (HxW) mm</b>	68 x 68
<b>Material</b>	Front Enclosure Polycarbonate (PC) ABS
<b>Terminal Screw Size</b>	M3.5
<b>Screw Torque (N.m)</b>	0.5
<b>Wire Gauge (AWG)</b>	26-14
<b>Weight (Approx) gms</b>	Unpacked : 125 Packed : 180
<b>Accessories</b>	1 Pair of Mounting Clamps