



3 PHASE AMPERE METER

AMP-13

APPLICATIONS

DG Set Panels

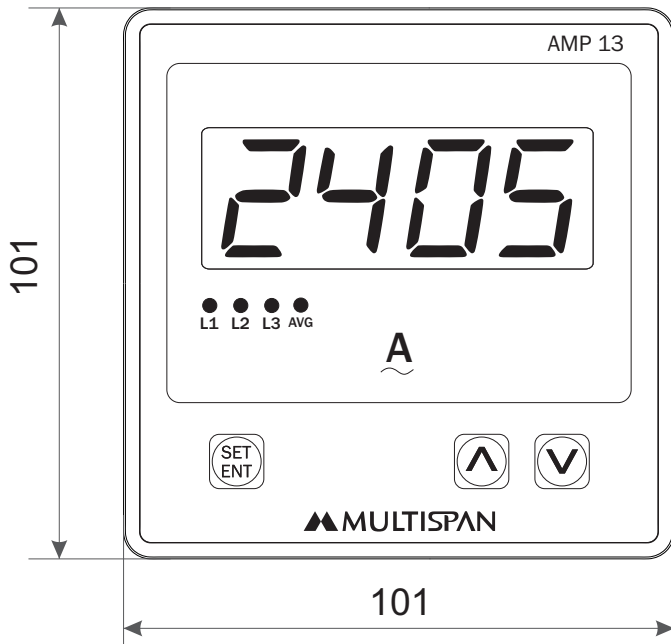
Motor Control Center Panels

Control Panels

Distribution Panels

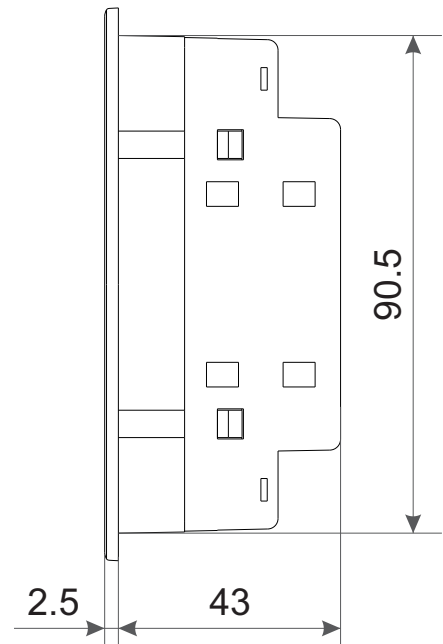
Mechanical Dimensions

Body Dimensions



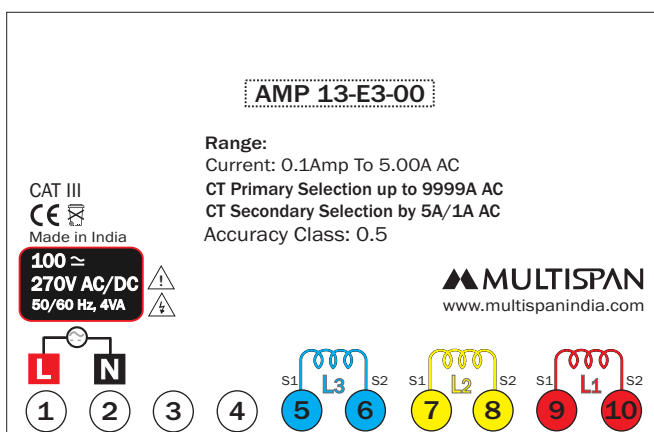
FRONT VIEW

All dimensions are in mm

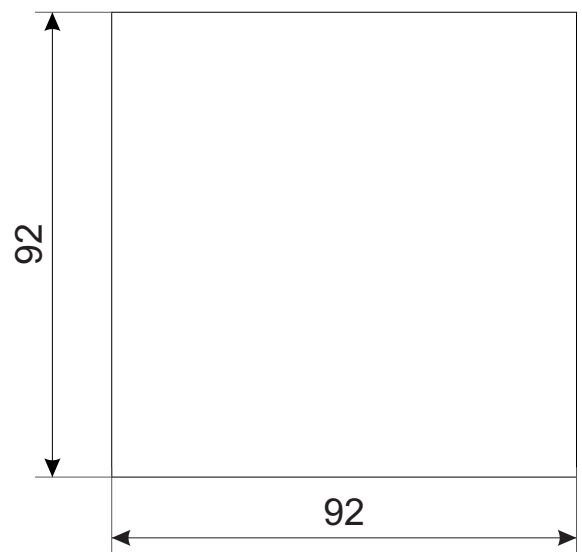


RIGHT SIDE VIEW

Connection Diagram



Panel Cutout



TECHNICAL DATA

Current	0.1 to 5Amp AC
Accuracy	Class 0.5
Power Supply	100 to 270V AC/DC,50/60Hz

Input

Direct Current	0.1 to 5Amp AC
Primary CT	5 to 9999 Amp (Selectable)
Secondary CT	5 to 1Amp (Selectable)

Environmental Characteristics

Working Temperature	0 to 55 °C
Storage Temperature	0 to 55 °C
Relative Humidity	95% RH Non-condensing
Warm up time	5 minutes

Display, Keys & LED

Display	0.8" Red LED, 4 digit
Key	SET/ENT, INC, DEC
LED Indication	Line-1,Line-2,Line-3,& Avg

Accuracy

Class 0.5 (Standard)

Auxiliary Power Supply

Power Supply	100 to 270V AC/DC, 50/60Hz
Burden	4VA

Mechanical Characteristics

Mounting Type	Panel Mount
Dimension (HxWxD) mm	101 x 101 x 43
Panel Cutout (HxW) mm	92 x 92
Material	Body Polycarbonate (PC)
Terminal Screw Size	M3.5
Screw Torque (N.m)	0.5
Wire Gauge (AWG)	26-14
Weight (Approx) gms	Unpacked : 70 Packed : 90
Accessories	1 pair of mounting clamps