



# 3 PHASE AMPERE METER

AMP-23

## APPLICATIONS

DG Set Panels

---

Motor Control Center Panels

---

Control Panels

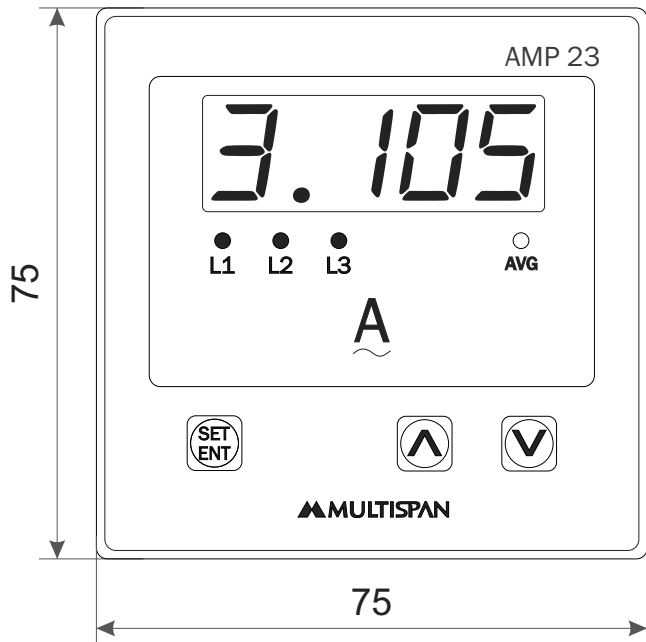
---

Distribution Panels

---

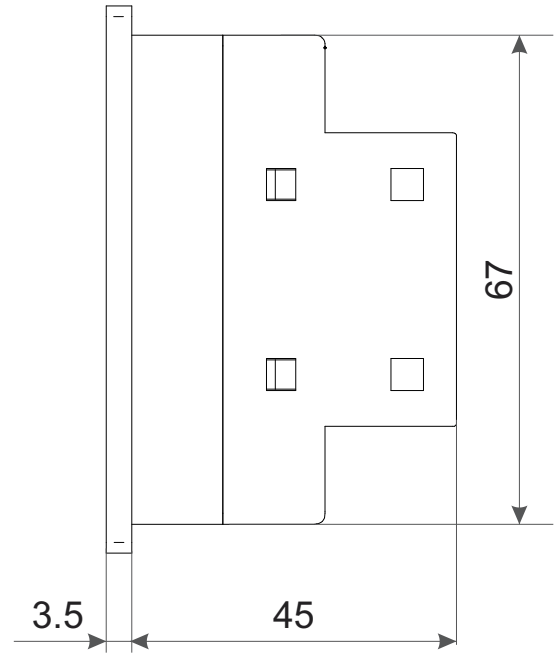
# Mechanical Dimensions

## Body Dimensions



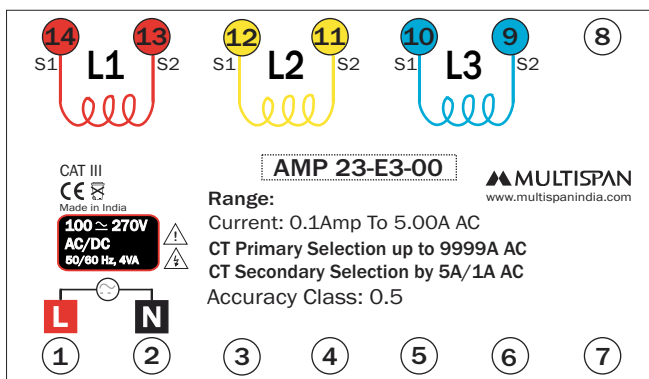
**FRONT VIEW**

All dimensions are in mm

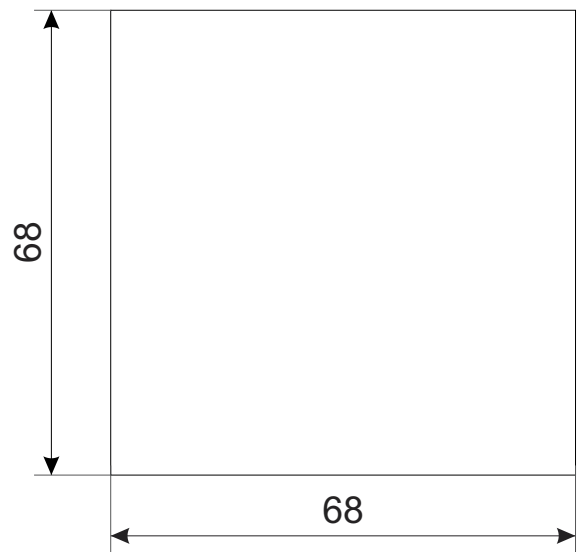


**RIGHT SIDE VIEW**


## Connection Diagram



## Panel Cutout



# TECHNICAL DATA

Current	0.1 to 5Amp AC
Accuracy	Class 0.5
Power Supply	100 to 270V AC ,50/60Hz
Certification	

## Input

Direct Current	0.1 to 5Amp AC
Primary CT	5 to 9999 Amp (Selectable)
Secondary CT	5 to 1Amp (Selectable)

## Environmental Characteristics

Humidity	95% RH Non-condensing
Operating Temperature	0 to 55 °C
Storage Temperature	0 to 70 °C

## Display , Keys & LED

Display	0.8" Red LED, 4 digit
Key	SET/ENT, INC, DEC
LED Indication	Line-1,Line-2,Line-3,& Avg

## Mechanical Characteristics

Mounting Type	Panel Mount
Dimension (HxWxD) mm	75 x 75 x 45
Panel Cutout (HxW) mm	68 x 68
Material	Body Polycarbonate (PC)
Terminal Screw Size	M3.5
Screw Torque (N.m)	0.5
Wire Gauge (AWG)	26-14
Weight (Approx) gms	Unpacked : 70 Packed : 90
Accessories	1 Pair of Mounting Clamps

## Accuracy

Class 0.5 (Standard)

## Auxiliary Power Supply

Power Supply	100 to 270V AC,50/60Hz
Burden	3VA