



DC AMPERE & VOLT METER

VAW-34DC

APPLICATIONS

Battery Charger

Solar Equipments

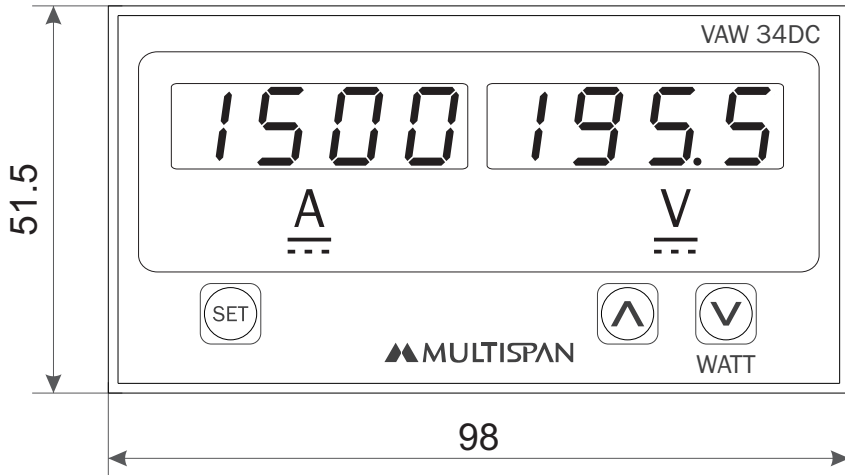
DC Motor Parameter Indications

Led Light Testing Panel

Extrusion Plants

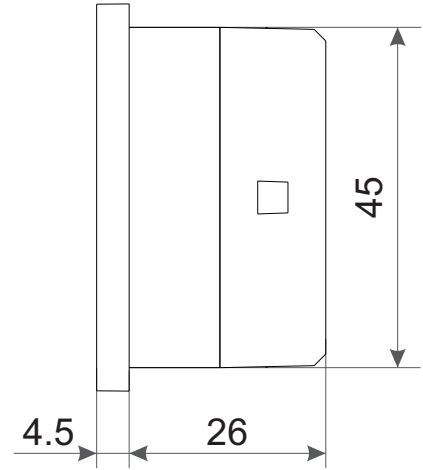
Mechanical Dimensions

Body Dimensions



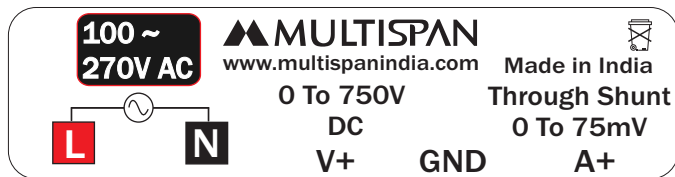
FRONT VIEW

All dimensions are in mm

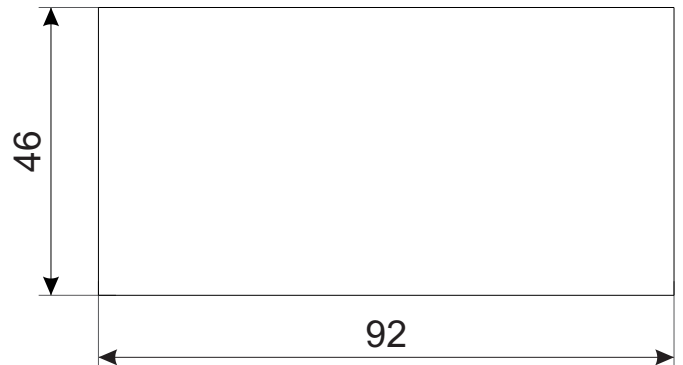


RIGHT SIDE VIEW

Connection Diagram



Panel Cutout



TECHNICAL DATA

Input	Voltage Current	0 To 750V DC Through External Shunt (0-75mV DC)
Accuracy		±1% FSD ± 1 Digit
Certification		CE

Features

Shunt Selectable 5 to 9999 Ampere,
Calculated Parameter : Voltage (0 to 750V),
Current (0000 to 9999A DC)
Through External Shunt,
Watt (0000 to 7499 KW)

Calculated Parameter

	Range	Accuracy
DC Voltage	0.00 - 19.99 V DC	1 % OF 19.99V
	20.0 - 49.99 V DC	1 % OF 49.99V
	50.0 - 199.9 V DC	1 % OF 199.9V
	200.0 - 750 V DC	1 % OF 750 V
DC Current	0000 - 9999A DC	
WATT	0000 - 7499 KW	

Input

Voltage DC

Direct Voltage	0 to 750V DC
Burden	<0.2 VA

Current DC

Current input	Through External Shunt (0-75mV DC)
Burden	<0.2 VA
Starting Current	0.01Amp

Environmental Characteristics

Working Temperature	0 to 55 °C
Storage Temperature	0 to 55 °C
Relative Humidity	95% RH Non-condensing
Warm up time	5 minutes

Display LED & Keys

Display	1Line, 4Digit 7 seg 0.39" Red 1Line, 4Digit 7 seg 0.39" Green
----------------	--

Auxiliary Power Supply

Power Supply	100 to 270V AC
---------------------	----------------

Mechanical Characteristics

Mounting Type	Panel Mount
Dimension (HxWxD) mm	51.5 x 98 x 26
Panel Cutout (HxW) mm	46 x 92
Material	Front Enclosure Polycarbonate (PC) ABS
Terminal Screw Size	M3.5
Screw Torque (N.m)	0.5
Wire Guage (AWG)	26-14
Weight (Approx) gms	Unpacked : 200 Packed : 255
Accessories	1 Pair of Mounting Clamps