



# 3 PHASE AMPERE METER

AMP-13

## APPLICATIONS

DG Set Panels

---

Motor Control Center Panels

---

Control Panels

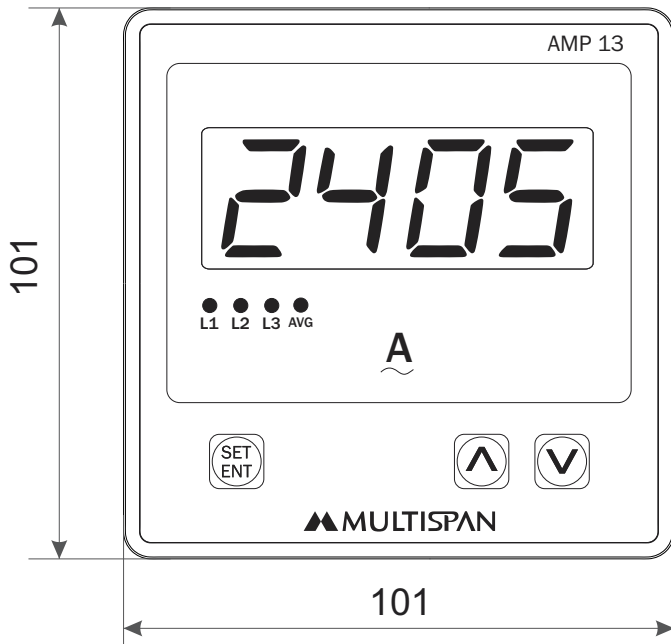
---

Distribution Panels

---

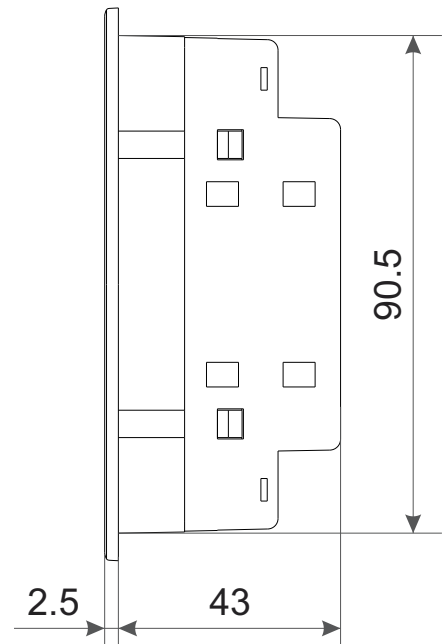
# Mechanical Dimensions

## Body Dimensions



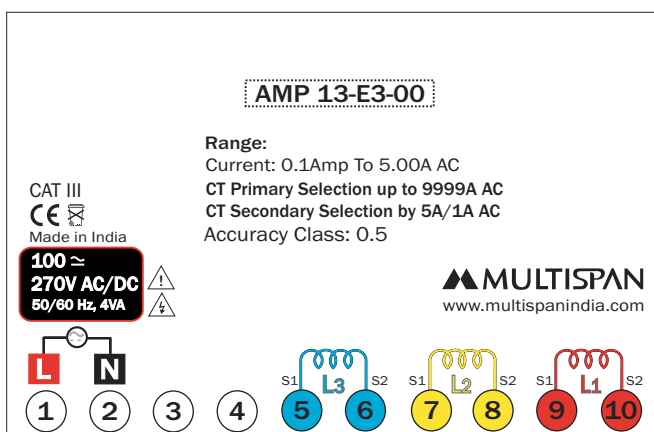
**FRONT VIEW**

All dimensions are in mm

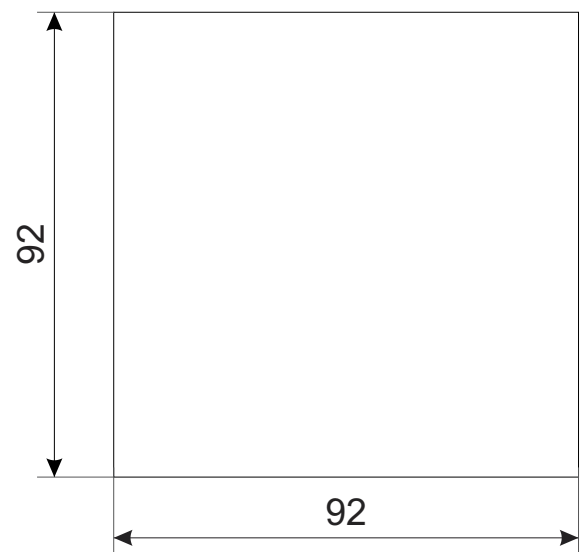


**RIGHT SIDE VIEW**


## Connection Diagram



## Panel Cutout



# TECHNICAL DATA

Current	0.1 to 5Amp AC
Accuracy	Class 0.5
Power Supply	100 to 270V AC/DC,50/60Hz
Certification	

## Input

Direct Current	0.1 to 5Amp AC
Primary CT	5 to 9999 Amp (Selectable)
Secondary CT	5 to 1Amp (Selectable)

## Environmental Characteristics

Working Temperature	0 to 55 °C
Storage Temperature	0 to 55 °C
Relative Humidity	95% RH Non-condensing
Warm up time	5 minutes

## Display, Keys & LED

Display	0.8" Red LED, 4 digit
Key	SET/ENT, INC, DEC
LED Indication	Line-1,Line-2,Line-3,& Avg

## Accuracy

Class 0.5 (Standard)

## Auxiliary Power Supply

Power Supply	100 to 270V AC/DC, 50/60Hz
Burden	4VA

## Mechanical Characteristics

Mounting Type	Panel Mount
Dimension (HxWxD) mm	101 x 101 x 43
Panel Cutout (HxW) mm	92 x 92
Material	Body: Polycarbonate (PC)
Terminal Screw Size	M3.5
Screw Torque (N.m)	0.5
Wire Gauge (AWG)	26-14
Weight (Approx) gms	Unpacked : 70 Packed : 90
Accessories	1 pair of mounting clamps