



COOLING CONTROLLER

CC 548

APPLICATIONS

Deep Freezer

Display Cabinet


Chillers

Heat pump

Portable Chiller

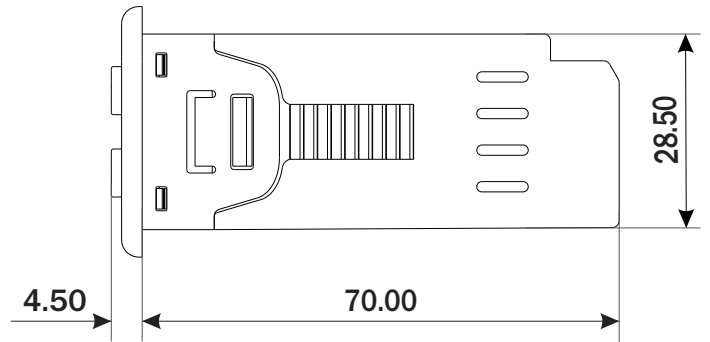
Mechanical Dimensions

Body Dimensions



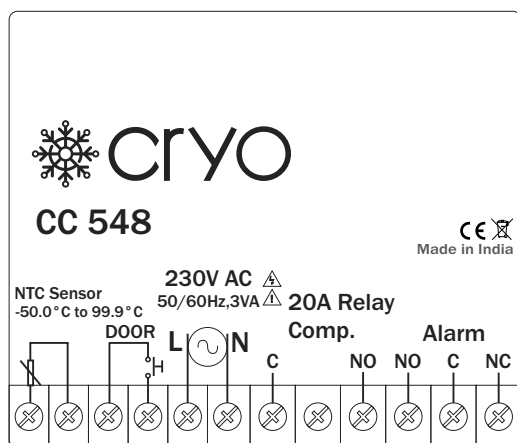
FRONT VIEW

All dimensions are in mm

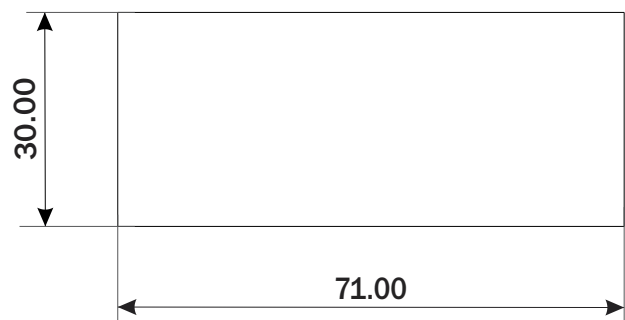


RIGHT SIDE VIEW

Connection Diagram



Panel Cutout



TECHNICAL DATA

Control Action	ON-OFF
Hysteresis	0.1 to 20.0 °C
Offset Adjustment	-9.0 to +9.0 °C
Relay Delay Time	0 to 999 min
Alarm	Enable or Disable
Alarm Delay Time	0 to 99 min
Alarm On Time	0 to 999 sec
Digital input	Enable/ Disable

Features

Alarm	Enable/Disable
Digital input	Enable/Disable
Decimal Point Selection	0.1 °C/1 °C
Temperature Selection	Celsius or Fahrenheit

Display & Keys

Display	3 digit, 0.62", 7 Segment RED/WHITE Display
Keys	SET, UP, DOWN, ENT/RST

Input

Sensor	NTC Sensor
Range	-50.0 °C to 99.9 °C
Accuracy	± 1% FSD (Full Scale Deflection)
Nominal resistance	10k ohm

Environmental Characteristics

Operating Temperature	0 to 55 °C
Storage Temperature	0 to 70 °C
Relative Humidity	95% RH Non-condensing

Auxiliary power supply

Supply Voltage	230V AC, 50/60 Hz/ 24V DC/12V DC (factory set)
Power Consumption	3VA Max @230V AC

Mechanical Characteristics

Mounting Type	Panel Mount
Dimension (HxWxD) mm	37 x 78 x 70
Panel Cutout (HxW) mm	30 x 71
Material	Body Polycarbonate (PC)
Terminal Screw Size	M3
Screw Torque (N.m)	0.5
Wire Gauge (AWG)	28-12
Weight (Approx) gms	Unpacked : 200 Packed : 230
Accessories	1 Pair of mounting clamps

Output

Relay	2.Nos.
Rating	Relay1 20A @230V AC / 28V DC Resistive Load
	Relay2 5A @230V AC / 28V DC Resistive Load

Ordering Information

Part No.	Keypad	Display colour	Body Colour
CC-548-B1-01-W	Key	White	White
CC-548-B1-01-R	Key	Red	White
CC-548-B1-01-W-BL	Key	White	Black
CC-548-B1-01-R-BL	Key	Red	Black
CC-548T-B1-01-W	Touch	White	White
CC-548T-B1-01-R	Touch	Red	White
CC-548T-B1-01-W-BL	Touch	White	Black
CC-548T-B1-01-R-BL	Touch	Red	Black