



MULTIFUNCTION METER

MFM-13

APPLICATIONS

Control & Relay Panel

Energy Management System

DG Set Panels


LT / HT Panel

Power Control Center Panels

Motor Control Center Panels

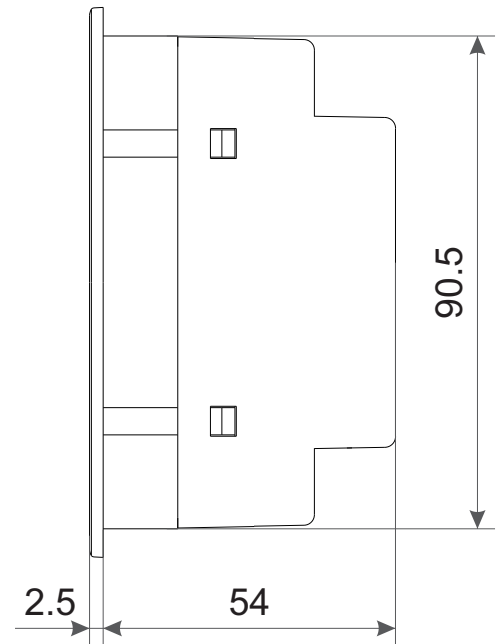
Mechanical Dimensions

Body Dimensions



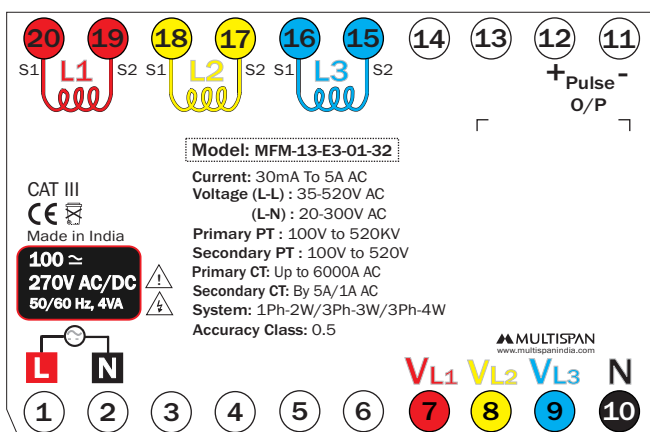
FRONT VIEW

All dimensions are in mm

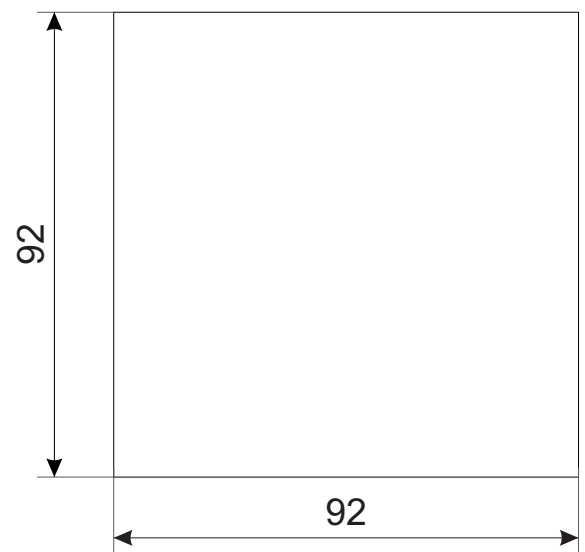


RIGHT SIDE VIEW


Connection Diagram



Panel cutout



TECHNICAL DATA

Current	30mA To 5A AC
Voltage	(L-L) : 35-520V AC (L-N) : 20-300V AC
Primary PT	100V to 520KV
Secondary PT	100V to 520V
Primary CT	Up to 6000A
Secondary CT	By 5A/1A
System	1Ph-2W/3Ph-3W/3Ph-4W
Power Supply	100 to 270V AC/DC,50/60Hz Approx 4VA
Certification	

Input	
Voltage AC	
Direct Voltage	20 To 300V (L - N) 35 TO 520V (L - L)
Current AC	
Secondary Current AC	30mA to 5Amp
Primary PT	100V to 520KV
Secondary PT	100V to 520V
Primary CT	Up to 6000A
Secondary CT	By 5A/1A

Auxiliary power supply	
Power Supply	100 to 270V AC/DC, 50/60Hz
Burden	4VA

Display, Led & Keys	
Display	4 Digit 3Line 7 seg 0.57" Red LED Display
Key	SET/ENT, VAF, P/E, INC, & DEC

Meter type
1 Φ 2W / 3 Φ 4W / 3 Φ 3W (Selectable)

Accuracy
Class 0.5

Accuracy	
Voltage V_{LN}	±0.5%
Voltage V_{LL}	±0.5%
Current	±0.5%
Frequency	±0.5%
Power Factor	< 0.5%
Active Power	< 0.5%
Apparent Power	< 0.5%
Reactive Power	< 0.5%
Energy	Class 0.5

Environmental Characteristics

Humidity	95% RH Non-condensing
Operating Temperature	0 to 55 °C
Storage Temperature	0 to 55 °C
Warm up Time	5 minutes

Mechanical Characteristics

Mounting Type	Panel Mount
Dimension (HxWxD) mm	101 x 101 x 54
Panel Cutout (HxW) mm	92 x 92
Material	Polycarbonate (PC)
Front Enclosure	ABS
Terminal Screw Size	M3.5
Screw Torque (N.m)	0.5
Wire Gauge (AWG)	26-14
Weight (Approx) gms	Unpacked : 270 Packed : 335
Accessories	1 Pair of Mounting Clamps