



# 3 PHASE PANEL METER

AVF-29T

## APPLICATIONS

Control & Relay Panel

---

Energy Management System

---

DG Set Panels

---

LT / HT Panel

---

Power Control Center Panels

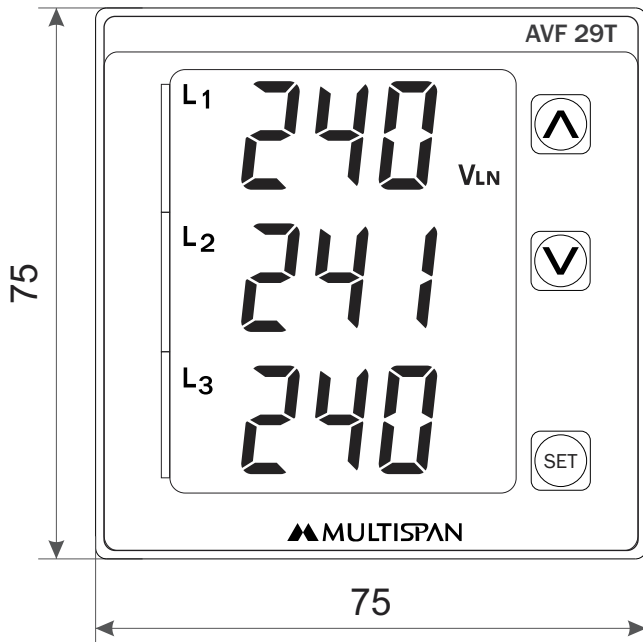
---

Motor Control Center Panels

---

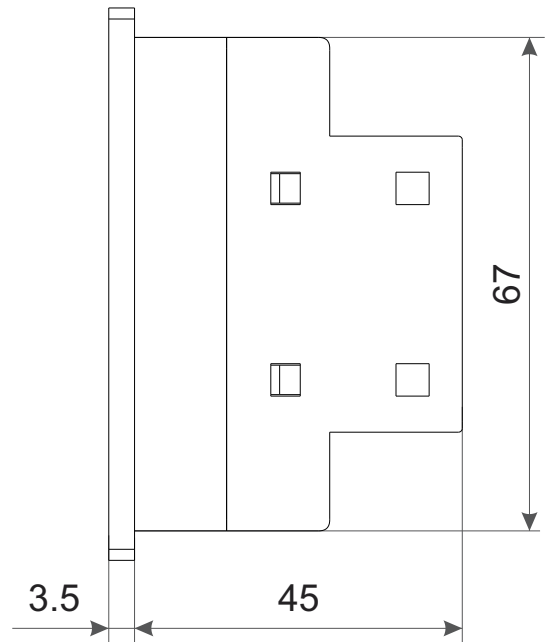
# Mechanical Dimensions

## Body Dimensions



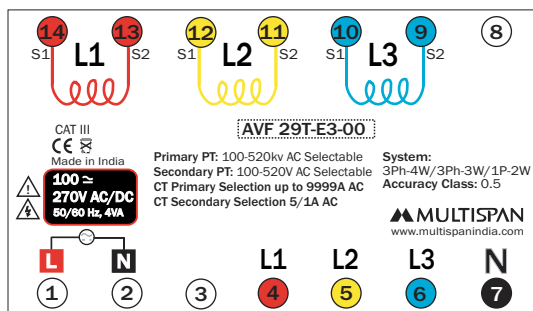
**FRONT VIEW**

All dimensions are in mm

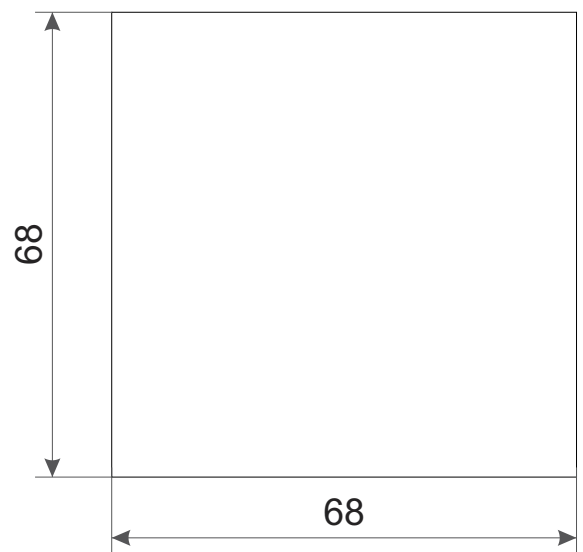


**RIGHT SIDE VIEW**


## Connection Diagram



## Panel Cutout



# TECHNICAL DATA

<b>Input</b>	<b>Voltage</b>	3 Ø 4 Wire / 3 Ø 3 Wire / 1 Ø 2 Wire 20-300V AC ( L-N ) / 35-520V AC ( L-L )
	<b>Current</b>	5/5A To 9999/5A CT Ratio Selectable
<b>Parameters</b>	Voltage : $V_{LL}$ , $V_{LN}$ , Avg	
	Current : All Phase Amp, Avg	
	Frequency, RPM, Load Hour	
<b>Accuracy</b>	Class 0.5	
<b>Power Supply</b>	100 to 270V AC/DC, 50/60Hz , Approx 4VA	
<b>Certification</b>		

## Meter Type

1Ø 2W / 3Ø 4W / 3Ø 3W ( Selectable )

## Accuracy

Class 0.5

## Input

### Voltage

**Direct Voltage** 30 To 300V ( L-N )  
50 To 520V ( L-L )

**Burden** <0.2 VA

### Current

**Secondary Current AC** 0.05 to 5Amp

**Burden** <0.2 VA

**CT Ratio** 5 To 9999A Programmable

**Overload** 6A Continuous

**Starting Current** 50mA

**Frequency** 45 TO 65 Hz

## Calculated Parameters

### Voltage

(3Ø - 3W) (Line to Line)  
(3Ø - 4W) (Line to Neutral)  
& (Line to Line)

### Current

Current all Phase  
Avg Amp

### Frequency

System Frequency

### Load Hour

UP to 9999

### RPM

UP to 3000

## Display

**Display** 3 Digit 3 Line 7 Seg 0.59"  
Red LED Display

**Key** SET, INC, DEC

**LED** A, KA,  $V_{LL}$ ,  $V_{LN}$ , Avg, Hz, PS  
L1, L2, L3

## Auxiliary Power Supply

### Power Supply

100 to 270V AC/DC,  
50/60Hz

### Burden

4VA

### Environmental Characteristics

Working Temperature	0 to 55 °C
Storage Temperature	0 to 55 °C
Relative Humidity	95% RH Non-condensing

### Mechanical Characteristics

Mounting Type	Panel Mount	
Dimension (HxWxD) mm	75 x 75 x 45	
Panel Cutout (HxW) mm	68 x 68	
Material	Front	Polycarbonate (PC)
	Enclosure	ABS
Terminal Screw Size	M3.5	
Screw Torque (N.m)	0.5	
Wire Gauge (AWG)	26-14	
Weight (Approx) gms	Unpacked : 132	
	Packed : 162	
Accessories	1 Pair of Mounting Clamps	