



3 Phase Panel Meter

AVF-19D

APPLICATIONS

Control & Relay Panel

Energy Management System

DG Set Panels

LT / HT Panel

Power Control Center Panels

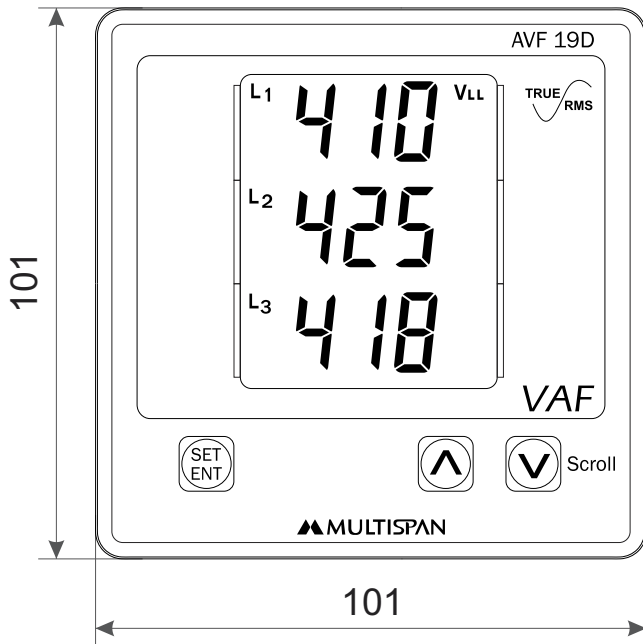
Motor Control Center Panels

Original Equipment

Manufacturers (OEMs)

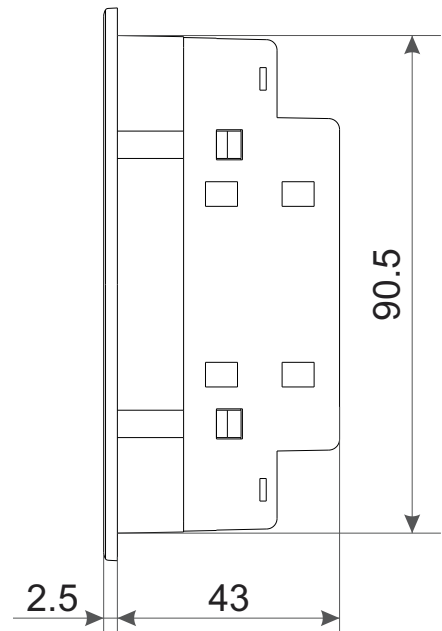
Mechanical Dimensions

Body Dimensions



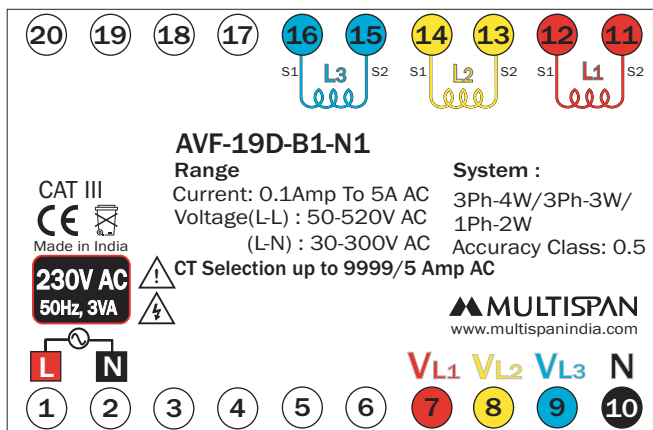
FRONT VIEW

All dimensions are in mm

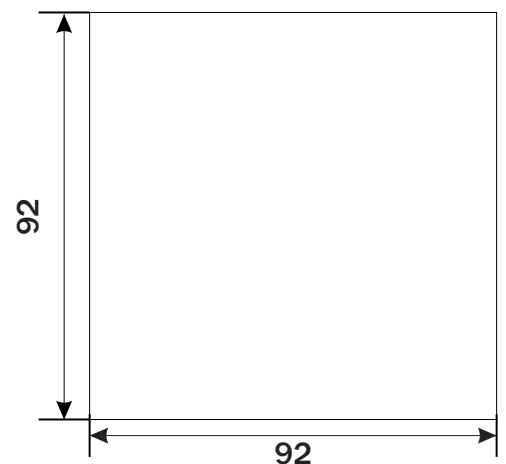


RIGHT SIDE VIEW

Connection Diagram



Panel Cutout



TECHNICAL DATA

| | | |
|----------------------|----------------------------------|--|
| Input | Voltage Current | 3 Ø 4 Wire / 3 Ø 3 Wire / 1 Ø 2 Wire 30-300V AC (L-N) / 50-520V AC (L-L) 5/5A To 6000/5A CT Ratio Selectable |
| Parameters | | Voltage : V_{LL} , V_{LN} , Avg Current : All Phase Amp, Avg Frequency, RPM, Load Hour |
| Accuracy | | Class 0.5 |
| Power Supply | | 230V AC 50 Hz Approx 4VA |
| Certification | | CE |

| Meter Type |
|---------------------------------|
| 1Ø2W / 3Ø4W / 3Ø3W (Selectable) |

| Auxiliary power supply | |
|------------------------|--------------|
| Power Supply | 230V AC,50Hz |
| Consumption | 3VA |

| Input | |
|-----------------------------|--|
| Voltage | |
| Direct Voltage | 30 To 300V (L-N) 50 TO 520V (L-L) |
| Burden | <0.2 VA |
| Current | |
| Secondary Current AC | 0.5 to 5Amp |
| Burden | <0.2 VA |
| CT Ratio | 5 To 6000A Programmable |
| Overload | 6A Continuous |
| Starting Current | 50mA |
| Frequency | 45 TO 65 Hz |

| Display, Led & Keys | |
|-----------------------|--|
| Display | 3 Digit 3Line 7 seg 0.59" Red LED Display |
| Key | SET/ENT,INC & DEC/SCROLL |
| LED Indication | A, KA, V_{LL} , V_{LN} , Avg, Hz, L1,L2,L3 |

| Accuracy |
|-----------|
| Class 0.5 |

| Calculated Parameters | |
|------------------------------------|---|
| Voltage | Voltage: (3Ø-3w)(L-L) (3Ø-3w)(L-N)&(L-L) |
| Current | Current all phase avg amp |
| Torque (Max) | 1 N-m |
| Frequency | System Frequency |
| RPM & Load (UP to 9999) | |

Environmental Characteristics

| | |
|---------------------|-----------------------|
| Working Temperature | 0 to 55 °C |
| Storage Temperature | 0 to 55 °C |
| Relative Humidity | 95% RH Non-condensing |
| Warm up time | 5 minutes |

Mechanical Characteristics

| | |
|-----------------------|--------------------------------|
| Mounting Type | Panel Mount |
| Dimension (HxWxD) mm | 101 x 101 x 43 |
| Panel Cutout (HxW) mm | 92 x 92 |
| Material | Front Enclosure |
| | Polycarbonate (PC) ABS |
| Terminal Screw Size | M3.5 |
| Screw Torque (N.m) | 0.5 |
| Wire Gauge (AWG) | 26-14 |
| Weight (Approx) gms | Unpacked : 315 Packed : 370 |
| Accessories | 1 Pair of Mounting Clamps |