

MI-632

Signal Isolator



Features

- 1.5KV isolation between supply, input & output
- Linearized O/P
- Zero & span correction facility through trim port
- Fast Response time <150ms
- Din Rail Mounting

Specification

- | | |
|---------------------------|--|
| • Input | 4 To 20mA DC |
| • Output 1 & 2 | 4 To 20mA DC |
| • Power Supply | 100 to 270V AC,50/60Hz or 24V DC (Factory SET any one) |
| • Accuracy | ± 1 % FSD |

Application

- Field Interface device
- Impedance matching of transmitters and receiver
- Isolation of field signals
- Distribution of signals
- Factory automation
- Powering of field Transmitters

Physical

- | | |
|------------------------------|--|
| • Mounting Type | Din Rail |
| • Terminal Cable Size | Barrier Type Terminal Cable Size (2.5 mm ²) |
| • Enclosure Material | ABS |
| • Size (HxWxD) mm | 76 X 27 X 85 |

Environmental

- | | |
|------------------------------|--------------------------|
| • Ambient Temperature | 0 to 55 °C |
| • Relative Humidity | 95% RH Non-Condensing |
| • Protection | Conformal Coating on PCB |

Technical Specifications

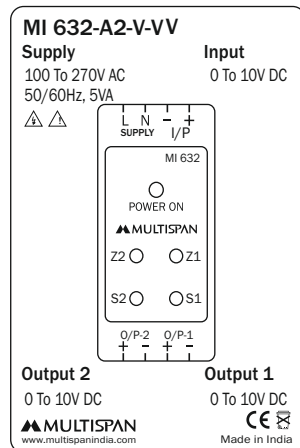
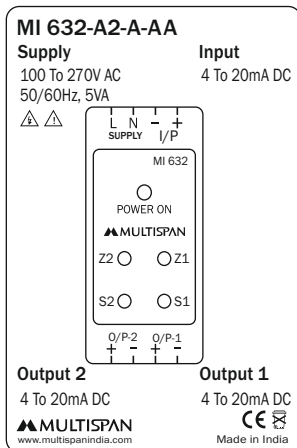
Input

Input	Current 4 To 20mA DC
Input Impedance	>100K Ω
CMRR	>120 db (Typical)
Temperature Co-efficient	<100 PPM

Output

Output 1 & 2	Current 4 To 20mA DC
Response Type	<150 ms Ω
Output Impedance	> 500 Ω

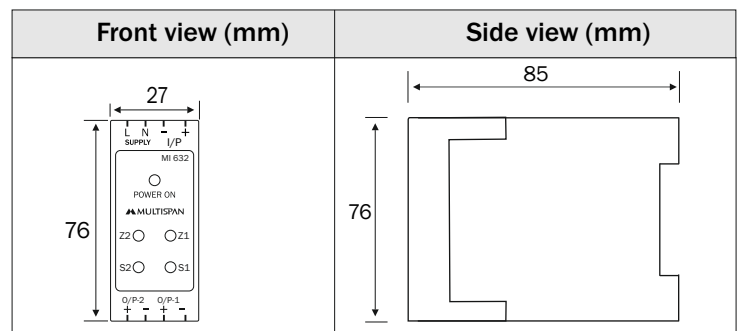
Connection Diagram



Power Supply

Auxiliary Voltage	100 - 270V AC
Power Consumption	less than 5VA
Isolation type	Optical - 3 way
Isolation	
Isolation between supply and Input	At least 1.5KV AC for 1 min.
Isolation between supply and Output	At least 1.5KV AC for 1 min.
Isolation between Input and Output	At least 1.5KV AC for 1 min.

Mechanical Dimension



Ordering Information

Part No.	Input	Output	Supply Voltage
MI-632-A2-VV	0 to 10V DC	0 to 10V DC	100-270V AC
MI-632-A2-AA	4 To 20mA DC	4 To 20mA DC	100-270V AC
MI-632-A2-VA	0 to 10V DC	4 To 20mA DC	100-270V AC
MI-632-A2-AV	4 To 20mA DC	0 to 10V DC	100-270V AC
MI-632-24-VV	0 to 10V DC	0 to 10V DC	24 V DC
MI-632-24-AA	4 To 20mA DC	4 To 20mA DC	24 V DC
MI-632-24-VA	0 to 10V DC	4 To 20mA DC	24 V DC
MI-632-24-AV	4 To 20mA DC	0 to 10V DC	24 V DC

Multispan reserves the right to change specifications without prior notice. Printing and typographical errors reserved.
Product improvement and upgrade is a constant procedure. So for more updated operating information & support contact us.

Multispan Control Instruments Pvt. Ltd.

72/B, Phase 1, GIDC Estate, Vatva, Ahmedabad-382445, Gujarat, India.

+91-7575805463/7623001206

support@multispanindia.com

Follow us



www.multispanindia.com